

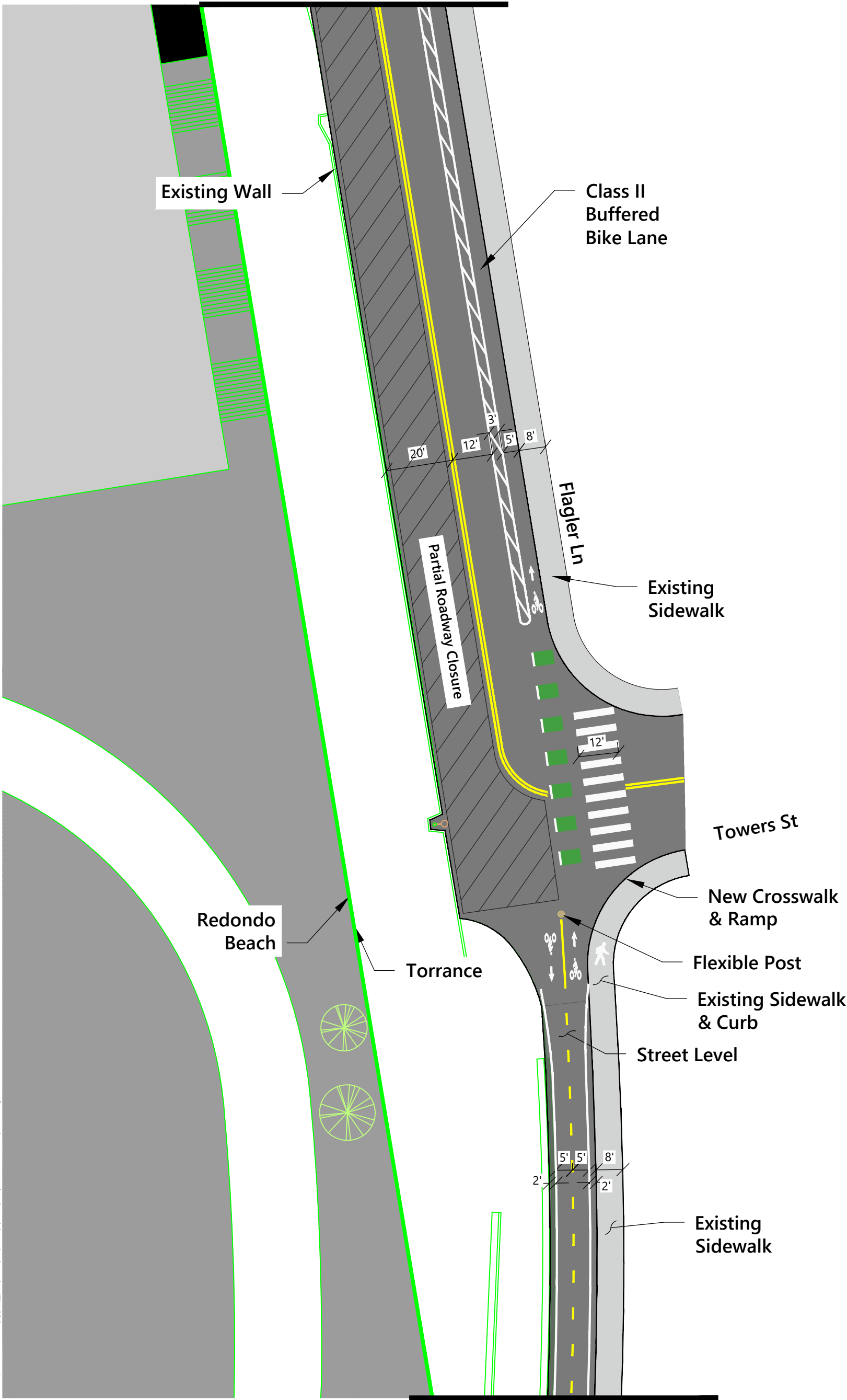
Feb 11, 2021 CADD FILE: C:\Users\vrh\Desktop\BCHD\CAD\BCHD Bike Path Option 4.dwg



CONCEPTUAL - NOT FOR CONSTRUCTION. ADDITIONAL DETAILED ANALYSIS AND ENGINEERING DESIGN REQUIRED.

Section 1: Flagler Ln s/o Beryl St  
Conceptual Bike Path Design - Flagler Southbound Closure  
Beach Cities Health District Bike Path

MATCHLINE - SEE SECTION 1



MATCHLINE - SEE SECTION 3




Section 2: Flagler Ln & Towers Ln  
Conceptual Bike Path Design - Flagler Southbound Closure  
Beach Cities Health District Bike Path



CONCEPTUAL - NOT FOR CONSTRUCTION. ADDITIONAL  
DETAILED ANALYSIS AND ENGINEERING DESIGN REQUIRED.

MATCHLINE - SEE SECTION 2



Redondo Beach

Torrance

5' 5' 8' 2' 2'

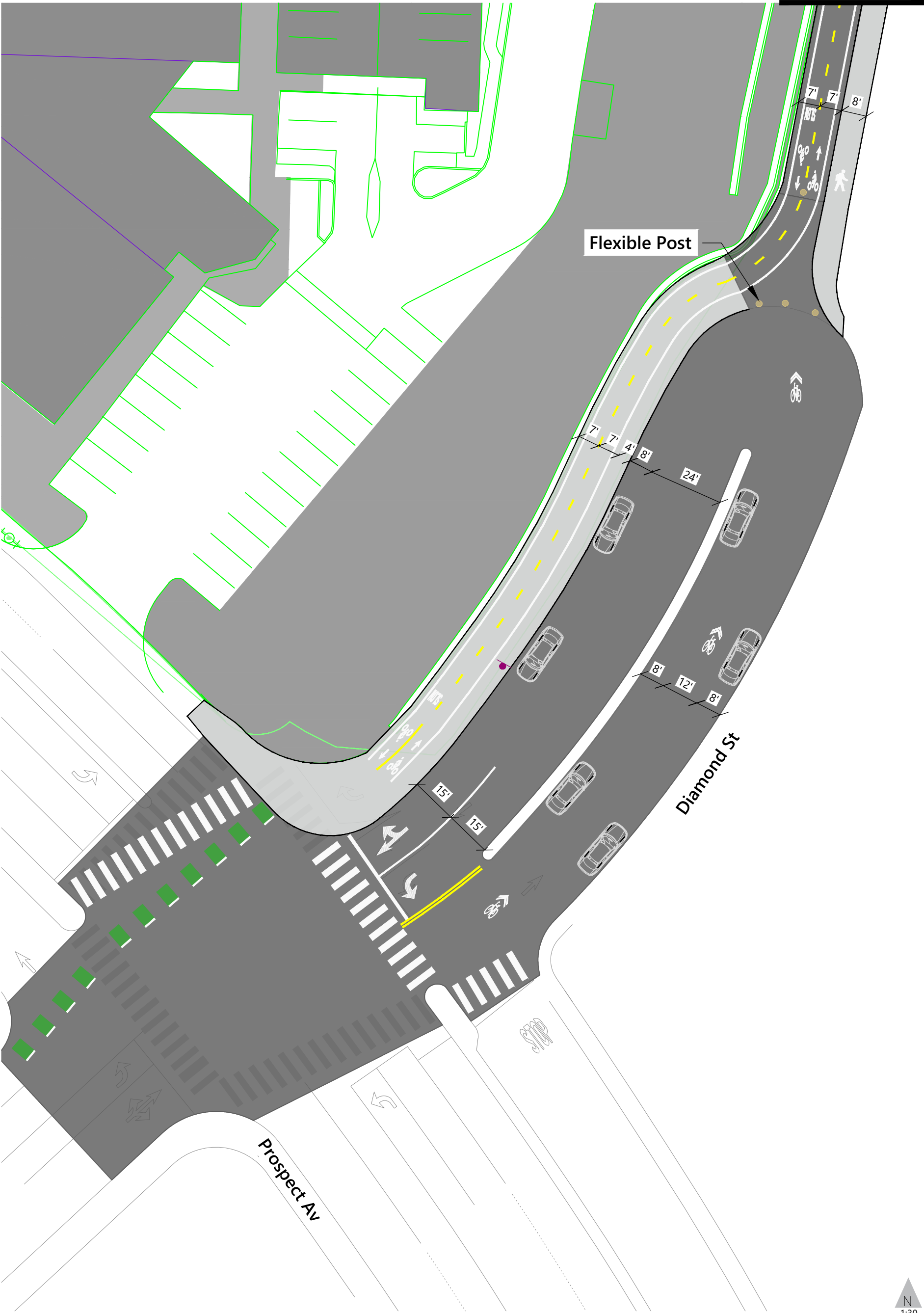
MATCHLINE - SEE SECTION 4



Section 3: Towers - Diamond Connection  
Conceptual Bike Path Design - Flagler Southbound Closure  
Beach Cities Health District Bike Path



CONCEPTUAL - NOT FOR CONSTRUCTION. ADDITIONAL  
DETAILED ANALYSIS AND ENGINEERING DESIGN REQUIRED.



Feb 11, 2021  
CADD FILE: C:\Users\vrh\Desktop\BCHD\CAD\BCHD Bike Path Option 4.dwg



CONCEPTUAL - NOT FOR CONSTRUCTION. ADDITIONAL  
DETAILED ANALYSIS AND ENGINEERING DESIGN REQUIRED.

Section 4: Diamond St & Prospect Av  
Conceptual Bike Path Design - Flagler Southbound Closure  
Beach Cities Health District Bike Path